






# Launching of the new Implementation IT Admin Track

Explore how to configure the OneTrust platform through 5 new courses:

- User Management: Organization
- User Management: Users & Roles
- Access Management
- General Settings & Language
- Email & Branding

	User Management: Organization	This course provides a step-by-step guide on how to build and configure an organization within the OneTrust platform, enabling proper setup and alignment with your company’s structure.
	User Management: Users & Roles	Walk through how to create new users and assign roles within the OneTrust platform, ensuring that each user has the appropriate access and permissions based on their responsibilities.
	Access Management	Learn to secure and streamline access with this course covering client credentials, session settings and Single Sign-On to protect data, strengthen compliance and deliver a seamless user experience.
	General Settings & Language	This course introduces key system configuration including automation rules, data retention, data and time settings and language preferences. You will gain a high-level understanding of how to set up and manage these features to streamline workflows and provide a consistent user experience across systems.
	Email & Branding	Create a consistent and professional user experience with this overview course on application branding, domains and email settings. In this course, gain the knowledge to ensure the OneTrust platform reflects your organization’s identity.